



# CBL1 HEAVY DUTY BIKE LOCKER

CBL1 Heavy Duty Bike Locker is a secure, single-door storage solution designed for one bicycle, offering the highest Level A security for bike parking. It is engineered for quick and easy assembly and comes with multiple locking options to choose from. Available in either galvanised or colour powder-coated finishes, these robust bike lockers are constructed from high-specification materials, making them ideal for both outdoor and indoor use.

*This bike locker is AS2890.3 (2015) compliant*

## Quality & Durability

### Capacity

- Provides secure storage for one bicycle
- Can be mounted in a line for multiple bike installs

### Construction

- Robust construction

### Fixings

- Stainless steel anchor bolts fixed to ground
- Stainless steel screws for assembly

### Assembly

- Supplied flat packed and partially assembled for full assembly and quick mounting on site

### Locking

- Secure 3 point door locking mechanism
- Key Option - supplied with individual keys for each locker door
- Latch Option - allows user supplied U lock or padlock
- Electronic Option - battery powered key pad


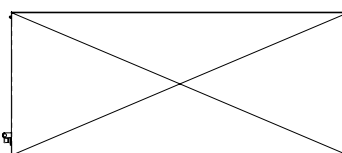
## Ideal for

- Shopping centres
- Schools
- Streetscapes
- Parkscapes
- Universities
- Public transport stations

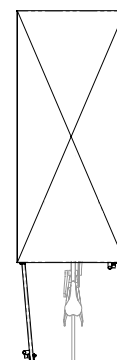
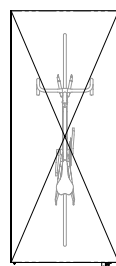
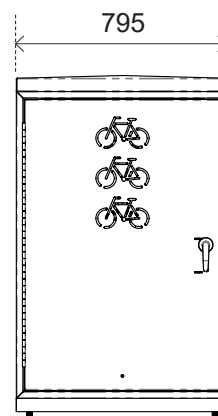
## Finishes

- HDG steel frames
- Powder Coated 1.5mm galvanised steel panels
- Option - powder coating of complete locker (frames and panels)

## Specifications



Single locker overall dimensions



### Bike access and storage

Bicycle stored securely inside locker  
Easy access to store and remove bicycle  
Individual locking of each installed locker  
Locker includes internal hooks for helmet and bag hanging

*To comply with AS2890.3 (2015) minimum 2000mm aisle spacing between lockers or to wall or obstructions is required.*

Contact us today

Freephone 0508 4 URBAN or visit [urbaneffects.co.nz](http://urbaneffects.co.nz)



# CBL1 HEAVY DUTY BIKE LOCKER

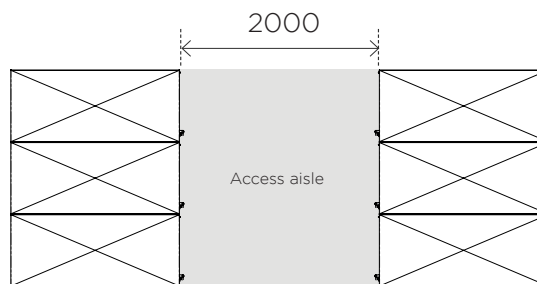

CBL1 Heavy Duty Bike Locker is a secure, single-door storage solution designed for one bicycle, offering the highest Level A security for bike parking. It is engineered for quick and easy assembly and comes with multiple locking options to choose from. Available in either galvanised or colour powder-coated finishes, these robust bike lockers are constructed from high-specification materials, making them ideal for both outdoor and indoor use.

*This bike locker is AS2890.3 (2015) compliant*

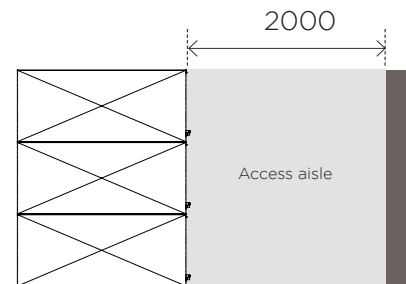
## Specifications

### Single or Multiple install of lockers

Lockers can be installed either as a single locker or next to each other in rows, in multiples as required



Minimum 2000mm aisle spacing between lockers



Minimum 2000mm aisle spacing between lockers and wall or obstructions



## Other CBL Bike Lockers...

- CBL1 Light Duty Bike Locker
- CBL2 Heavy Duty Bike Locker
- CBL2 Light Duty Bike Locker
- CBLV Heavy Duty Vertical Bike Locker
- CBLV Light Duty Vertical Bike Locker
- CBL-DT Class A Double Tier Bike Locker

To explore the complete Bike & Scooter Racks solutions, visit our website.

Contact us today

Freephone **0508 4 URBAN** or visit [urbaneffects.co.nz](http://urbaneffects.co.nz)

